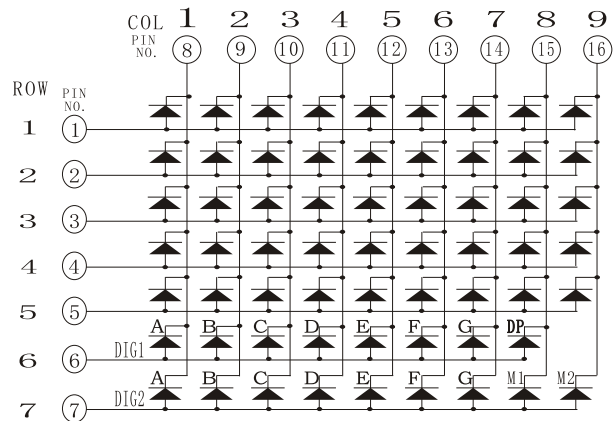
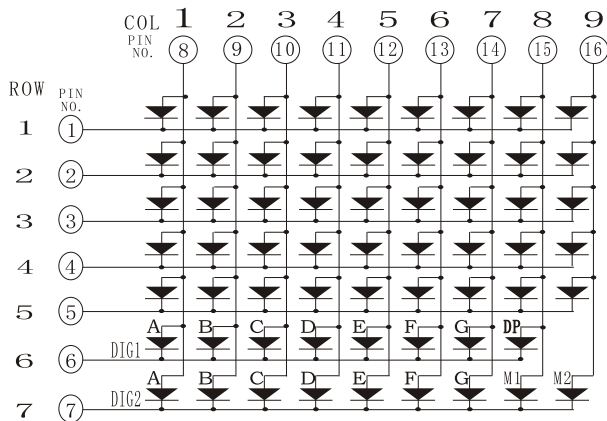


Part Number	Emitting Color	Wave Length $\lambda_D$ (nm)	(at 20 mA)		Face
			$V_F$ (v) Typ. Max.	$I_V$ (mcd) Typ.	
CLM-6224△S	Red	660	1.8-2.3	11	Black
CLM-6224△E	Orange	630	2.0-2.4	10	Black
CLM-6224△G	Green	568	2.2-2.6	11	Black
CLM-6224△B	Blue	465	3.0-3.6	18	Black

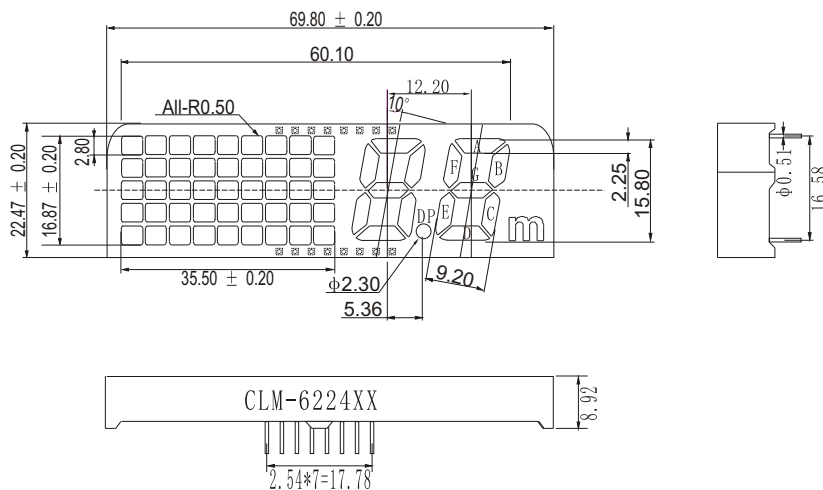
CLM-6224A (Com. Cathode)

CLM-6224B (Com. Anode)



Package Outlines

(unit:mm)



- Remark : 1. “△” represents Internal Circuit Feature: A、C、E...Common Cathode, B、D、F...Common Anode.  
 2. “□” represents LED Emitted Color.  
 3. All dimensions are in millimeters, tolerance is 0.25mm unless otherwise noted.  
 4. Above specification is measured by CHANGLI's test instrument and may be changed without notice.  
 5. Supplier will reserve authority on material change for above specification.